

Immigrant Incomes by education excluding computer, engineering, healthcare, scientific, actuary, social worker, religious and education occupations

SDA 3.5: Means

2010-2014, ACS 5-year sample

Nov 18, 2016 (Fri 10:35 PM CST)

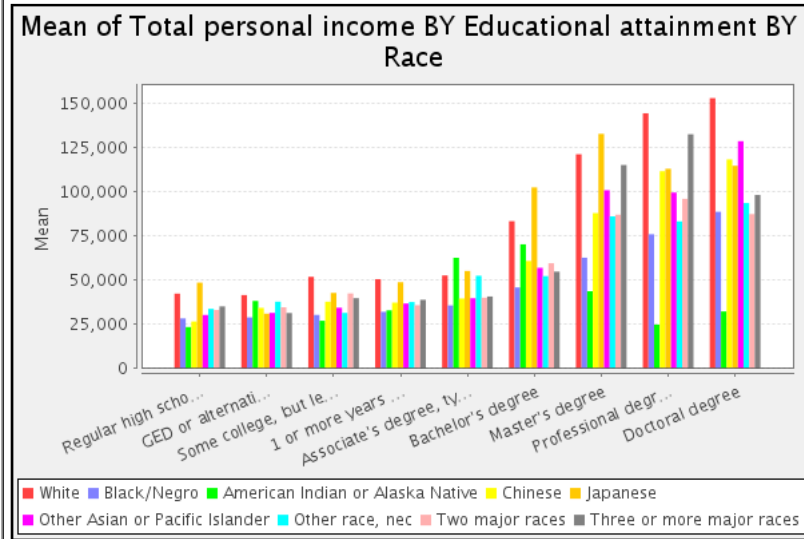
Variables					
Role	Name	Label	Range	MD	Dataset
Dependent	inctot	Total personal income	-17233-9999999		1
Row	educd	Educational attainment	1-116		1
Column	race	Race	1-9		1
Control	sex	Sex	1-2		1
Weight	perwt	Person weight	1.00-471.00		1
Filter	age(25-65)	Age	0-96		1
Filter	hispan(0)	Hispanic origin(=Not Hispanic)	0-4		1
Filter	bpl(121-900)	Birthplace	1-950		1
Filter	educd(63-116)	Educational attainment	1-116		1
Filter	citizen(2,3)	Citizenship status	0-3		1
Filter	occ2010(10-950,2100-2150,2630-2910,3700-9920)	Occupation, 2010 basis	10-9920		1

Statistics for sex = 1(Male)											
Cells contain: -Means -SRS Std Errs -Weighted N		race									ROW TOTAL
		1 White	2 Black/Negro	3 American Indian or Alaska Native	4 Chinese	5 Japanese	6 Other Asian or Pacific Islander	7 Other race, nec	8 Two major races	9 Three or more major races	
educd	63: Regular high school diploma	42,167.51 350.689 458,411.0	28,094.26 284.184 246,521.0	23,206.03 2,587.244 1,607.0	26,375.84 463.220 108,176.0	48,409.66 3,543.548 7,783.0	30,059.46 276.129 328,825.0	33,525.02 1,285.262 20,925.0	32,884.17 1,151.372 26,705.0	34,917.18 4,241.392 2,462.0	34,187.20 178.970 1,201,415.0
	64: GED or alternative credential	41,355.91 1,056.403 48,152.0	28,674.93 885.411 34,265.0	38,020.30 4,947.819 326.0	34,076.41 2,354.856 7,944.0	30,792.73 5,872.416 321.0	31,220.95 884.678 35,898.0	37,591.53 3,096.268 2,141.0	34,426.58 3,036.679 4,007.0	31,160.94 3,835.440 648.0	34,601.50 540.670 133,702.0
	65: Some college, but less than 1 year	51,716.21 955.406 86,692.0	30,088.59 686.004 42,902.0	26,763.95 4,135.469 501.0	37,594.44 1,743.542 12,787.0	42,574.06 4,322.597 1,029.0	34,177.62 580.066 72,464.0	31,225.51 2,702.043 1,897.0	42,275.25 2,400.205 6,480.0	39,588.28 5,844.177 735.0	40,583.70 462.100 225,487.0
	71: 1 or more years of college credit, no degree	50,391.48 579.184 255,262.0	31,836.14 442.707 162,239.0	32,694.06 4,632.578 1,046.0	37,061.49 990.678 45,092.0	48,635.46 4,093.076 5,248.0	36,563.37 391.082 260,977.0	37,387.19 2,318.159 7,884.0	35,594.56 1,445.075 20,145.0	38,661.80 3,553.657 1,847.0	40,295.50 273.540 759,740.0
	81: Associate's degree, type not specified	52,488.09 729.580 146,518.0	35,479.42 540.198 79,053.0	62,490.17 18,122.459 570.0	39,396.60 1,175.852 31,759.0	55,042.12 3,849.066 3,403.0	39,538.45 541.001 132,855.0	52,316.35 4,585.850 3,415.0	39,835.81 2,330.255 8,702.0	40,545.22 4,414.209 942.0	43,676.20 361.160 407,217.0
	101: Bachelor's degree	83,285.50 705.407 436,867.0	45,676.99 681.698 147,458.0	70,147.37 14,414.997 780.0	60,727.81 1,121.146 113,840.0	102,452.00 3,225.233 23,613.0	56,823.43 446.433 485,218.0	52,102.42 3,337.418 9,278.0	59,415.84 2,156.847 28,068.0	54,648.50 6,556.322 2,026.0	66,023.30 347.870 1,247,148.0
	114: Master's degree	121,268.76 1,279.949 207,750.0	62,549.05 1,309.453 59,051.0	43,534.92 8,341.554 255.0	87,879.13 1,681.037 70,161.0	132,851.34 6,624.199 8,245.0	100,859.99 1,054.531 214,632.0	86,007.28 8,131.504 3,040.0	86,963.66 4,149.912 12,842.0	115,175.22 21,838.760 927.0	102,776.50 683.320 576,903.0
	115: Professional degree beyond a bachelor's degree	144,513.05 3,378.809 43,218.0	75,872.02 4,828.817 9,480.0	24,587.31 2,849.185 29.0	111,645.20 7,267.767 7,270.0	113,035.92 14,388.509 830.0	99,534.04 3,264.018 29,048.0	83,170.53 25,211.519 592.0	95,966.90 12,401.739 2,443.0	132,617.92 36,998.960 65.0	118,898.50 2,098.510 92,975.0
	116: Doctoral degree	153,125.57 3,331.750 35,309.0	88,614.73 6,215.819 6,320.0	32,056.30 13,980.850 47.0	118,345.94 3,488.895 19,053.0	114,738.40 16,177.296 1,058.0	128,691.78 4,056.960 20,938.0	93,568.33 21,872.999 510.0	87,312.69 9,027.097 1,565.0	98,147.36 41,611.614 130.0	132,299.20 1,986.710 84,930.0
		69,602.08	36,679.52	38,936.03	54,490.40	89,322.42	52,555.20	43,405.57	49,652.83	49,450.25	56,490.70

COL TOTAL	326.147 1,718,179.0	244.260 787,289.0	3,536.326 5,161.0	547.489 416,082.0	2,092.777 51,530.0	257.149 1,580,855.0	1,193.596 49,682.0	949.862 110,957.0	3,035.356 9,782.0	167.31 4,729,517.0
------------------	------------------------	----------------------	----------------------	----------------------	-----------------------	------------------------	-----------------------	----------------------	----------------------	-----------------------

Color coding:	<-1.0	<-0.5	<0.0	>0.0	>0.5	>1.0	Z
Mean in each cell:	Smaller than average			Larger than average			

Chart for sex = 1(Male)



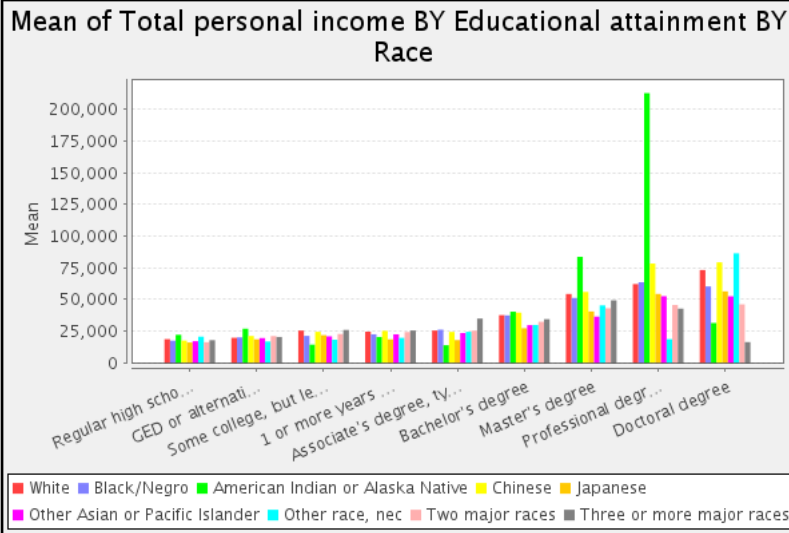
Statistics for sex = 2(Female)

Cells contain: -Means -SRS Std Errs -Weighted N		race									ROW TOTAL
		1 White	2 Black/Negro	3 American Indian or Alaska Native	4 Chinese	5 Japanese	6 Other Asian or Pacific Islander	7 Other race, nec	8 Two major races	9 Three or more major races	
educd	63: Regular high school diploma	18,752.78 192.486 454,922.0	17,574.30 256.221 196,280.0	22,181.19 3,125.683 1,207.0	17,615.33 325.929 140,034.0	16,121.70 878.592 18,154.0	17,139.01 172.690 431,373.0	20,716.56 1,043.419 18,288.0	16,338.84 548.900 28,472.0	17,947.08 1,713.764 2,661.0	17,850.4 106.28 1,291,391.0
	64: GED or alternative credential	19,829.56 674.174 41,383.0	20,152.80 655.482 27,421.0	26,999.02 5,990.978 181.0	21,234.47 1,246.615 8,807.0	18,610.89 4,125.641 829.0	19,595.79 761.383 36,790.0	16,910.49 1,831.971 2,151.0	21,164.75 1,740.166 3,131.0	20,473.51 3,972.301 453.0	19,921.3 376.18 121,146.0
	65: Some college, but less than 1 year	25,529.43 494.928 93,516.0	21,319.70 663.787 34,889.0	14,430.56 3,958.939 379.0	24,516.00 1,058.272 17,310.0	21,904.44 2,649.861 3,324.0	20,953.21 354.597 83,527.0	18,276.80 1,889.712 2,305.0	22,817.41 1,838.121 6,704.0	26,025.14 4,381.026 954.0	23,070.3 267.60 242,908.0
	71: 1 or more years of college credit, no degree	24,627.38 333.562 263,936.0	22,591.47 336.511 126,142.0	20,479.76 3,041.334 1,022.0	25,296.99 695.374 55,271.0	18,591.78 1,029.061 13,695.0	22,561.75 270.538 256,768.0	19,778.41 1,202.545 7,705.0	24,364.42 1,277.809 19,309.0	25,583.93 2,920.725 1,583.0	23,449.5 175.09 745,431.0
	81: Associate's degree, type not specified	25,553.34 379.135 175,454.0	26,242.02 497.517 74,147.0	13,963.31 3,637.478 474.0	24,419.50 656.785 54,578.0	17,989.27 1,055.574 20,918.0	23,608.43 337.275 156,987.0	24,546.07 1,903.370 4,321.0	25,454.87 1,330.739 11,936.0	35,004.35 7,435.119 1,165.0	24,604.5 208.66 499,980.0
	101: Bachelor's degree	37,701.55 391.756 455,923.0	37,497.61 602.761 119,838.0	40,396.33 6,251.270 1,046.0	39,681.52 565.510 187,854.0	27,355.56 970.429 39,077.0	29,819.01 252.243 666,436.0	29,965.62 1,704.190 12,565.0	32,464.61 1,267.635 30,396.0	34,507.95 3,463.042 2,684.0	34,025.5 187.94 1,515,819.0
	114: Master's degree	54,401.92 781.571 193,837.0	51,268.78 1,122.080 43,710.0	83,658.89 32,825.230 173.0	55,993.89 1,038.044 100,143.0	40,613.82 2,591.567 8,719.0	36,542.56 585.116 221,647.0	45,383.16 4,424.990 4,637.0	43,142.20 2,381.483 11,119.0	49,392.00 8,208.536 832.0	47,181.9 405.61 584,817.0
	115: Professional degree beyond a bachelor's degree	62,215.97 1,950.690 39,933.0	63,641.96 3,632.149 8,061.0	212,848.53 72,011.543 93.0	78,398.39 4,981.661 9,133.0	54,421.89 11,952.515 1,256.0	52,637.89 2,150.715 33,243.0	18,703.07 6,759.134 970.0	45,704.78 5,386.406 2,473.0	42,836.04 27,127.155 216.0	59,677.4 1,280.84 95,378.0
	116: Doctoral degree	73,313.79 2,752.711 21,094.0	60,337.64 5,552.580 2,969.0	31,500.00 ---	79,353.92 4,064.572 11,436.0	56,446.36 14,546.619 853.0	52,558.45 2,997.313 14,139.0	86,456.95 28,161.745 259.0	46,198.56 8,218.086 1,319.0	16,433.82 12,520.770 89.0	67,270.8 1,726.97 52,171.0
	31,314.76	26,786.62	30,865.21	35,059.03	23,884.05	26,213.09	25,249.85	26,982.41	28,914.90	28,980.5	

COL TOTAL	176.552 1,739,998.0	208.957 633,457.0	3,106.142 4,588.0	321.467 584,566.0	553.733 106,825.0	139.039 1,900,910.0	747.022 53,201.0	547.595 114,859.0	1,668.324 10,637.0	93.31 5,149,041.0
------------------	------------------------	----------------------	----------------------	----------------------	----------------------	------------------------	---------------------	----------------------	-----------------------	----------------------

Color coding:	<-1.0	<-0.5	<0.0	>0.0	>0.5	>1.0	Z
Mean in each cell:	Smaller than average			Larger than average			

Chart for sex = 2(Female)



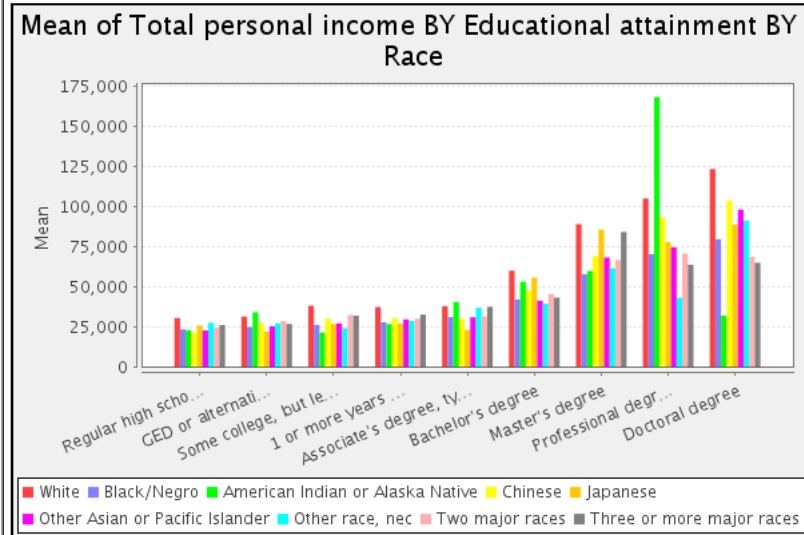
Statistics for all valid cases

Cells contain: -Means -SRS Std Errs -Weighted N		race									ROW TOTAL
		1 White	2 Black/Negro	3 American Indian or Alaska Native	4 Chinese	5 Japanese	6 Other Asian or Pacific Islander	7 Other race, nec	8 Two major races	9 Three or more major races	
educd	63: Regular high school diploma	30,504.87 207.135 913,333.0	23,431.09 198.904 442,801.0	22,766.45 1,992.112 2,814.0	21,433.37 275.587 248,210.0	25,810.45 1,284.081 25,937.0	22,727.78 158.399 760,198.0	27,551.46 854.288 39,213.0	24,346.58 645.196 55,177.0	26,102.53 2,288.487 5,123.0	25,724.00 104.84 2,492,806.0
	64: GED or alternative credential	31,406.45 665.028 89,535.0	24,886.62 574.853 61,686.0	34,085.68 3,854.682 507.0	27,324.64 1,310.438 16,751.0	22,011.21 3,431.101 1,150.0	25,337.04 589.887 72,688.0	27,226.92 1,935.977 4,292.0	28,609.43 1,872.859 7,138.0	26,763.66 2,855.777 1,101.0	27,623.00 340.57 254,848.0
	65: Some college, but less than 1 year	38,127.01 538.837 180,208.0	26,155.77 486.179 77,791.0	21,452.18 2,989.582 880.0	30,072.50 972.500 30,097.0	26,790.50 2,331.619 4,353.0	27,096.47 337.691 155,991.0	24,122.52 1,655.837 4,202.0	32,381.04 1,552.748 13,184.0	31,927.39 3,612.884 1,689.0	31,501.30 267.00 468,395.0
	71: 1 or more years of college credit, no degree	37,294.22 341.987 519,198.0	27,792.39 290.990 288,381.0	26,657.79 2,809.977 2,068.0	30,582.65 592.230 100,363.0	26,915.13 1,437.197 18,943.0	29,619.47 242.919 517,745.0	28,683.89 1,345.570 15,589.0	30,098.47 975.869 39,454.0	32,626.15 2,376.136 3,430.0	31,952.60 165.95 1,505,171.0
	81: Associate's degree, type not specified	37,810.39 402.978 321,972.0	31,008.63 372.651 153,200.0	40,457.86 10,563.350 1,044.0	29,928.82 607.578 86,337.0	23,173.71 1,116.798 24,321.0	30,910.28 315.074 289,842.0	36,805.05 2,417.157 7,736.0	31,518.58 1,276.675 20,638.0	37,481.57 4,514.711 2,107.0	33,165.30 203.13 907,197.0
	101: Bachelor's degree	60,007.05 413.767 892,790.0	42,009.90 463.670 267,296.0	53,104.88 7,650.257 1,826.0	47,623.04 554.059 301,694.0	55,641.60 1,495.727 62,690.0	41,196.58 244.342 1,151,654.0	39,368.41 1,754.643 21,843.0	45,403.63 1,253.272 58,464.0	43,171.38 3,499.256 4,710.0	48,468.70 192.28 2,762,967.0
	114: Master's degree	88,993.64 800.029 401,587.0	57,750.92 890.249 102,761.0	59,753.25 14,159.609 428.0	69,129.81 938.521 170,304.0	85,443.95 3,822.900 16,964.0	68,184.19 640.795 436,279.0	61,469.83 4,378.565 7,677.0	66,628.50 2,546.416 23,961.0	84,060.02 12,226.756 1,759.0	74,789.90 413.35 1,161,720.0
	115: Professional degree beyond a bachelor's degree	104,990.14 2,089.709 83,151.0	70,251.67 3,105.213 17,541.0	168,097.91 60,470.046 122.0	93,133.76 4,266.813 16,403.0	77,743.87 9,592.468 2,086.0	74,506.85 1,954.373 62,291.0	43,136.32 11,045.586 1,562.0	70,682.47 6,903.508 4,916.0	63,604.09 23,993.978 281.0	88,910.20 1,260.40 188,353.0
	116: Doctoral degree	123,276.99 2,427.470 56,403.0	79,576.66 4,592.675 9,289.0	31,935.77 8,751.175 60.0	103,720.58 2,702.658 30,489.0	88,718.98 11,404.428 1,911.0	98,003.61 2,863.700 35,077.0	91,173.21 16,824.565 769.0	68,509.11 6,444.252 2,884.0	64,939.58 25,770.344 219.0	107,554.00 1,445.85 137,101.0

COL TOTAL	50,337.63 190.226 3,458,177.0	32,268.65 165.193 1,420,746.0	35,137.80 2,377.421 9,749.0	43,138.84 297.482 1,000,648.0	45,178.22 846.967 158,355.0	38,173.42 142.889 3,481,765.0	34,017.21 705.455 102,883.0	38,121.75 554.173 225,816.0	38,752.64 1,722.469 20,419.0	42,151.50 95.57 9,878,558.0
------------------	--	--	--	--	--	--	--	--	---	--

Color coding:	<-1.0	<-0.5	<0.0	>0.0	>0.5	>1.0	Z
Mean in each cell:	Smaller than average			Larger than average			

Chart for all valid cases



Allocation of cases (unweighted)

Valid cases	437,959
Cases excluded by filters or weight	15,114,185
Total cases	15,552,144

Datasets

- 1 /share/htdocs/us2014c
- 2 /sda_support/newvars/us2014c